

NFFS Excluded?

If you have an NFFS Exclusion, please click the "NFFS X" button, and enter your NFFS data.

Source of Income	2022 data	2023 data
1. Amounts provided directly by federal government agencies	\$691	\$4,691
A. Grants for facilities and other capital purposes	\$0	\$0
B. Department of Education	\$691	\$4,691
C. Department of Health and Human Services	\$0	\$0
D. National Endowment for the Arts and Humanities	\$0	\$0
E. National Science Foundation	\$0	\$0
F. Other Federal Funds (specify)	\$0	\$0
2. Amounts provided by Public Broadcasting Entities	\$511,382	\$464,365
A. CPB - Community Service Grants	\$468,720	\$442,615
B. CPB - all other funds from CPB	\$12,500	\$12,500
C. PBS - all payments except copyright royalties and other pass-through payments. See Guidelines for details.	\$0	\$0
D. NPR - all payments except pass-through payments. See Guidelines for details.	\$8,850	\$9,250
E. Public broadcasting stations - all payments	\$21,312	\$0
F. Other PBE funds (specify)	\$0	\$0
3. Local boards and departments of education or other local government or agency sources	\$10,000	\$0
3.1 NFFS Eligible	\$10,000	\$0
A. Program and production underwriting	\$0	\$0
B. Grants and contributions other than underwriting	\$10,000	\$0
C. Appropriations from the licensee	\$0	\$0
D. Gifts and grants for facilities and equipment as restricted by the donor or received through a capital campaign (Radio only)	\$0	\$0
E. Gifts and grants received through a capital campaign but not for facilities and equipment	\$0	\$0
F. Other income eligible as NFFS (specify)	\$0	\$0
3.2 NFFS Ineligible	\$0	\$0
A. Rental income	\$0	\$0
B. Fees for services	\$0	\$0
C. Licensing fees (not royalties – see instructions for Line 15)	\$0	\$0
D. Gifts and grants for facilities and equipment as restricted by the donor or received through a capital campaign (TV only)	\$0	\$0
E. Other income ineligible for NFFS inclusion	\$0	\$0
4. State boards and departments of education or other state government or agency sources	\$0	\$0
4.1 NFFS Eligible	\$0	\$0
A. Program and production underwriting	\$0	\$0
B. Grants and contributions other than underwriting	\$0	\$0
C. Appropriations from the licensee	\$0	\$0
D. Gifts and grants for facilities and equipment as restricted by the donor or received through a capital campaign (Radio only)	\$0	\$0
E. Gifts and grants received through a capital campaign but not for facilities and equipment	\$0	\$0
F. Other income eligible as NFFS (specify)	\$0	\$0
4.2 NFFS Ineligible	\$0	\$0

A. Rental income	\$0	\$0	
B. Fees for services	\$0	\$0	
C. Licensing fees (not royalties – see instructions for Line 15)	\$0	\$0	
D. Gifts and grants for facilities and equipment as restricted by the donor or received through a capital campaign (TV only)	\$0	\$0	
E. Other income ineligible for NFFS inclusion	\$0	\$0	
5. State colleges and universities	\$0	\$0	
5.1 NFFS Eligible	\$0	\$0	
A. Program and production underwriting	\$0	\$0	
B. Grants and contributions other than underwriting	\$0	\$0	
C. Appropriations from the licensee	\$0	\$0	
D. Gifts and grants for facilities and equipment as restricted by the donor or received through a capital campaign (Radio only)	\$0	\$0	
E. Gifts and grants received through a capital campaign but not for facilities and equipment	\$0	\$0	
F. Other income eligible as NFFS (specify)	\$0	\$0	
5.2 NFFS Ineligible	\$0	\$0	
A. Rental income	\$0	\$0	
B. Fees for services	\$0	\$0	
C. Licensing fees (not royalties – see instructions for Line 15)	\$0	\$0	
D. Gifts and grants for facilities and equipment as restricted by the donor or received through a capital campaign (TV only)	\$0	\$0	
E. Other income ineligible for NFFS inclusion	\$0	\$0	
6. Other state-supported colleges and universities	\$0	\$0	
6.1 NFFS Eligible	\$0	\$0	
A. Program and production underwriting	\$0	\$0	
B. Grants and contributions other than underwriting	\$0	\$0	
C. Appropriations from the licensee	\$0	\$0	
D. Gifts and grants for facilities and equipment as restricted by the donor or received through a capital campaign (Radio only)	\$0	\$0	
E. Gifts and grants received through a capital campaign but not for facilities and equipment	\$0	\$0	
F. Other income eligible as NFFS (specify)	\$0	\$0	
6.2 NFFS Ineligible	\$0	\$0	
A. Rental income	\$0	\$0	
B. Fees for services	\$0	\$0	
C. Licensing fees (not royalties – see instructions for Line 15)	\$0	\$0	
D. Gifts and grants for facilities and equipment as restricted by the donor or received through a capital campaign (TV only)	\$0	\$0	
E. Other income ineligible for NFFS inclusion	\$0	\$0	
7. Private colleges and universities	\$186,802	\$199,821	
7.1 NFFS Eligible	\$186,802	\$199,821	
A. Program and production underwriting	\$0	\$0	
B. Grants and contributions other than underwriting	\$0	\$0	
C. Appropriations from the licensee	\$13,361	\$23,262	
D. Gifts and grants for facilities and equipment as restricted by the donor or received through a capital campaign (Radio only)	\$173,441	\$176,559	
E. Gifts and grants received through a capital campaign but not for facilities and equipment	\$0	\$0	

F. Other income eligible as NFFS (specify)	\$0	\$0	
7.2 NFFS Ineligible	\$0	\$0	
A. Rental income	\$0	\$0	
B. Fees for services	\$0	\$0	
C. Licensing fees (not royalties – see instructions for Line 15)	\$0	\$0	
D. Gifts and grants for facilities and equipment as restricted by the donor or received through a capital campaign (TV only)	\$0	\$0	
E. Other income ineligible for NFFS inclusion	\$0	\$0	
8. Foundations and nonprofit associations	\$2,191,815	\$2,692,458	
8.1 NFFS Eligible	\$2,191,815	\$2,692,458	
A. Program and production underwriting	\$1,568,065	\$1,881,406	
B. Grants and contributions other than underwriting	\$623,750	\$811,052	
C. Gifts and grants for facilities and equipment as restricted by the donor or received through a capital campaign (Radio only)	\$0	\$0	
D. Gifts and grants received through a capital campaign but not for facilities and equipment	\$0	\$0	
E. Other income eligible as NFFS (specify)	\$0	\$0	
8.2 NFFS Ineligible	\$0	\$0	
A. Rental income	\$0	\$0	
B. Fees for services	\$0	\$0	
C. Licensing fees (not royalties – see instructions for Line 15)	\$0	\$0	
D. Gifts and grants for facilities and equipment as restricted by the donor or received through a capital campaign (TV only)	\$0	\$0	
E. Other income ineligible for NFFS inclusion	\$0	\$0	
9. Business and Industry	\$1,753,237	\$1,711,077	
9.1 NFFS Eligible	\$1,753,237	\$1,711,077	
A. Program and production underwriting	\$1,698,737	\$1,668,417	
B. Grants and contributions other than underwriting	\$54,500	\$42,660	
C. Gifts and grants for facilities and equipment as restricted by the donor or received through a capital campaign (Radio only)	\$0	\$0	
D. Gifts and grants received through a capital campaign but not for facilities and equipment	\$0	\$0	
E. Other income eligible as NFFS (specify)	\$0	\$0	
9.2 NFFS Ineligible	\$0	\$0	
A. Rental income	\$0	\$0	
B. Fees for services	\$0	\$0	
C. Licensing fees (not royalties – see instructions for Line 15)	\$0	\$0	
D. Gifts and grants for facilities and equipment as restricted by the donor or received through a capital campaign (TV only)	\$0	\$0	
E. Other income ineligible for NFFS inclusion	\$0	\$0	
10. Memberships and subscriptions (net of membership bad debt expense)	\$3,693,853	\$3,742,105	
10.1 NFFS Exclusion – Fair market value of premiums that are not of insubstantial value	\$161,828	\$215,437	
10.2 NFFS Exclusion – All bad debt expenses from NFFS eligible revenues including but not limited to pledges, underwriting, and membership (unless netted elsewhere in Schedule A)	\$90,786	\$-2,013	
10.3 Total number of contributors.	2022 data 29,247	2023 data 29,229	

11. Revenue from Friends groups less any revenue included on line 10		\$0	\$0
	<u>2022 data</u>	<u>2023 data</u>	
11.1 Total number of Friends contributors.	0	0	
12. Subsidiaries and other activities unrelated to public broadcasting (See instructions)		\$0	\$0
A. Nonprofit subsidiaries involved in telecommunications activities		\$0	\$0
B. NFFS Ineligible – Nonprofit subsidiaries not involved in telecommunications activities		\$0	\$0
C. NFFS Ineligible – For-profit subsidiaries regardless of the nature of its activities		\$0	\$0
D. NFFS Ineligible – Other activities unrelated to public broadcasting		\$0	\$0

Form of Revenue

	2022 data	2023 data
13. Auction revenue (see instructions for Line 13)	\$0	\$0
A. Gross auction revenue	\$0	\$0
B. Direct auction expenses	\$0	\$0
14. Special fundraising activities (see instructions for Line 14)	\$124,583	\$82,946
A. Gross special fundraising revenues	\$563,983	\$620,158
B. Direct special fundraising expenses	\$439,400	\$537,212
15. Passive income	\$4,718	\$113,476
A. Interest and dividends (other than on endowment funds)	\$4,718	\$113,476
B. Royalties	\$0	\$0
C. PBS or NPR pass-through copyright royalties	\$0	\$0
16. Gains and losses on investments, charitable trusts and gift annuities and sale of other assets (other than endowment funds)	\$0	\$0
A. Gains from sales of property and equipment (do not report losses)	\$0	\$0
B. Realized gains/losses on investments (other than endowment funds)	\$0	\$0
C. Unrealized gains/losses on investments and actuarial gains/losses on charitable trusts and gift annuities (other than endowment funds)	\$0	\$0
17. Endowment revenue	\$0	\$0
A. Contributions to endowment principal	\$0	\$0
B. Interest and dividends on endowment funds	\$0	\$0
C. Realized net investment gains and losses on endowment funds (if this is a negative amount, add a hyphen, e.g., "-1,765")	\$0	\$0
D. Unrealized net investment gains and losses on endowment funds (if this is a negative amount, add a hyphen, e.g., "-1,765")	\$0	\$0
18. Capital fund contributions from individuals (see instructions)	\$0	\$0
A. Facilities and equipment (except funds received from federal or public broadcasting sources)	\$0	\$0
B. Other	\$0	\$0
19. Gifts and bequests from major individual donors	\$903,578	\$1,001,267
	<u>2022 data</u>	<u>2023 data</u>
19.1 Total number of major individual donors	276	313

20. Other Direct Revenue

\$451,752 \$497,185

Description	Amount
Affiliate Fees	\$437,497
Exclusion Description	Amount
Sale of programs or program rights for public performance	\$437,497
XPHD Affiliate	\$22,390
Exclusion Description	Amount
Sale of programs or program rights for public performance	\$22,390

Description	Amount
SCA Lease	\$22,200
Exclusion Description	Amount
Leasing of SCA, VBI, ITFS channels	\$22,200
Merchandising Sales	\$12,848
Exclusion Description	Amount
Other UBI (including the sale of advertising in publications and other media)	\$12,848
Other	\$2,250
Exclusion Description	Amount
Other UBI (including the sale of advertising in publications and other media)	\$2,250

Line 21. Proceeds from the FCC Spectrum Incentive Auction, interest and dividends earned on these funds, channel sharing revenues, and spectrum leases	\$0	\$0	
A. Proceeds from sale in spectrum auction	\$0	\$0	
B. Interest and dividends earned on spectrum auction related revenue	\$0	\$0	
C. Payments from spectrum auction speculators	\$0	\$0	
D. Channel sharing and spectrum leases revenues	\$0	\$0	
E. Spectrum repacking funds	\$0	\$0	
22. Total Revenue (Sum of lines 1 through 12, 13.A, 14.A, and 15 through 21)	\$10,271,811	\$11,046,603	

[Click here to view all NFFS Eligible revenue on Lines 3 through 9.](#)

[Click here to view all NFFS Ineligible revenue on Lines 3 through 9.](#)

Adjustments to Revenue	2022 data	2023 data	
23. Federal revenue from line 1.	\$691	\$4,691	
24. Public broadcasting revenue from line 2.	\$511,382	\$464,365	
25. Capital funds exclusion—TV (3.2D, 4.2D, 5.2D, 6.2D, 7.2D, 8.2D, 9.2D, 18A)	\$0	\$0	
26. Revenue on line 20 not meeting the source, form, purpose, or recipient criteria	\$451,752	\$497,185	
27. Other automatic subtractions from total revenue	\$692,014	\$750,636	
A. Auction expenses – limited to the lesser of lines 13a or 13b	\$0	\$0	
B. Special fundraising event expenses – limited to the lesser of lines 14a or 14b	\$439,400	\$537,212	
C. Gains from sales of property and equipment – line 16a	\$0	\$0	
D. Realized gains/losses on investments (other than endowment funds) – line 16b	\$0	\$0	
E. Unrealized investment and actuarial gains/losses (other than endowment funds) – line 16c	\$0	\$0	
F. Realized and unrealized net investment gains/losses on endowment funds – line 17c, line 17d	\$0	\$0	
G. Rental income (3.2A, 4.2A, 5.2A, 6.2A, 7.2A, 8.2A, 9.2A)	\$0	\$0	
H. Fees for services (3.2B, 4.2B, 5.2B, 6.2B, 7.2B, 8.2B, 9.2B)	\$0	\$0	
I. Licensing Fees (3.2C, 4.2C, 5.2C, 6.2C, 7.2C, 8.2C, 9.2C)	\$0	\$0	
J. Other revenue ineligible as NFFS (3.2E, 4.2E, 5.2E, 6.2E, 7.2E, 8.2E, 9.2E)	\$0	\$0	
K. FMV of high-end premiums (Line 10.1)	\$161,828	\$215,437	
L. All bad debt expenses from NFFS eligible revenues including but not limited to pledges, underwriting, and membership (Line 10.2)	\$90,786	\$-2,013	
M. Revenue from subsidiaries and other activities ineligible as NFFS (12.B, 12.C, 12.D)	\$0	\$0	
N. Proceeds from spectrum auction and related revenues from line 21.	\$0	\$0	
28. Total Direct Nonfederal Financial Support (Line 22 less Lines 23 through 27). (Forwards to line 1 of the Summary of	\$8,615,972	\$9,329,726	

Comments

Comment	Name	Date	Status
Schedule B WorkSheet			
WXPB-FM (1595)			
Philadelphia, PA			

	2022	2023
Step 1 - Compute the Rate - Licensee Indirect Costs/Licensee Direct Costs		
Institutional Support (Enter this amount here only if station benefits from Institutional Support.)	\$311,648,472	\$356,650,001
AFS page or "n/a"	36	1-2
Physical Plant Support (Enter this amount here only if station benefits from Physical Plant Support.)	\$0	\$0
AFS page or "n/a"	n/a	n/a
Licensee Indirect Costs	\$311,648,472	\$356,650,001
Licensee Direct Costs		
Total Operating expenses	\$11,631,179,000	\$12,688,662,000
AFS page or "n/a"	36	1
Less: Institutional Support (Enter this amount whether or not the station benefits from Institutional Support.)	\$311,648,472	\$356,650,001
AFS page or "n/a"	36	1-2
Less: Physical Plant Support (Enter this amount whether or not the station benefits from Physical Plant Support.)	\$156,386,396	\$184,310,498
AFS page or "n/a"	n/a	2
Licensee's Direct Costs (= Total operating expenses minus both Institutional Support and Physical Plant Support)	\$11,163,144,132	\$12,147,701,501
Indirect Cost Rate = (Licensee's Indirect Costs/Licensee's Direct Costs)	%2.791763	%2.935946
Step 2 - Identify the Base (Station's Net Direct Expenses)		
Station's Total Operating Expenses (from Schedule E, Line 8)	\$9,807,821	\$10,905,798
Less: Depreciation and Amortization - from station's AFS (if applicable)	\$173,130	\$181,583
AFS page or "n/a"	n/a	n/a
In-kind contributions and donated property and equipment reported as expenses per AFS (if applicable)	\$0	\$0
AFS page or "n/a"	n/a	n/a
Indirect Administrative Support (if included in station's total expenses) -per AFS	\$261,398	\$305,609
AFS page or "n/a"	n/a	n/a
Expenses for non-broadcast activities and UBIT-per AFS (if applicable)	\$10,104	\$9,393
AFS page or "n/a"	n/a	n/a
Expenses not supported by licensee - per AFS (Example: expenses of consolidated entities like Friends Groups, foundations, and component units (if applicable))	\$0	\$0
AFS page or "n/a"	n/a	n/a
Station's Net Direct Expenses	\$9,363,189	\$10,409,213
Step 3: Apply the Rate to the Base (= total support activity benefiting the station)	\$261,398	\$305,609

Upload the licensee's audited financial statement only. [NOTE: Only PDF files are allowed for upload.]

[View Document](#)

1595_WXPB_BWA_fy23.pdf

Comments

Comment	Name	Date	Status
Occupancy List			
WXPB-FM (1595)			
Philadelphia, PA			

Type of Occupancy Location	Value
Schedule B Totals	
WXPB-FM (1595)	
Philadelphia, PA	

	2022 data	2023 data
1. Total support activity benefiting station	\$261,398	\$305,609 <input type="text"/>
2. Occupancy value	0	\$0 <input type="text"/>
3. Deductions: Fees paid to the licensee for overhead recovery, assessment, etc.	\$0	\$0 <input type="text"/>
4. Deductions: Support shown on lines 1 and 2 in excess of revenue reported in financial statements.	\$0	\$0 <input type="text"/>
5. Total Indirect Administrative Support (Forwards to Line 2 of the Summary of Nonfederal Financial Support)	\$261,398	\$305,609 <input type="text"/>
6. Please enter an institutional type code for your licensee.	PU	PU <input type="text"/>

Comments

Comment	Name	Date	Status
Schedule C			
WXPB-FM (1595)			
Philadelphia, PA			

	2022 data	Donor Code	2023 data
1. PROFESSIONAL SERVICES (must be eligible as NFFS)	\$		\$0 <input type="text"/>
A. Legal	\$		\$0 <input type="text"/>
B. Accounting and/or auditing	\$		\$0 <input type="text"/>
C. Engineering	\$		\$0 <input type="text"/>
D. Other professionals (see specific line item instructions in Guidelines before completing)	\$		\$0 <input type="text"/>
2. GENERAL OPERATIONAL SERVICES (must be eligible as NFFS)	\$		\$0 <input type="text"/>
A. Annual rental value of space (studios, offices, or tower facilities)	\$		\$0 <input type="text"/>
B. Annual value of land used for locating a station-owned transmission tower	\$		\$0 <input type="text"/>
C. Station operating expenses	\$		\$0 <input type="text"/>
D. Other (see specific line item instructions in Guidelines before completing)	\$		\$0 <input type="text"/>
3. OTHER SERVICES (must be eligible as NFFS)	\$		\$0 <input type="text"/>
A. ITV or educational radio	\$		\$0 <input type="text"/>
B. State public broadcasting agencies	\$		\$0 <input type="text"/>
C. Local advertising	\$		\$0 <input type="text"/>
D. National advertising	\$		\$0 <input type="text"/>
4. Total in-kind contributions - services and other assets eligible as NFFS (sum of lines 1 through 3), forwards to Line 3a. of the Summary of Nonfederal Financial Support	\$		\$0 <input type="text"/>
5. IN-KIND CONTRIBUTIONS INELIGIBLE AS NFFS	\$		\$0 <input type="text"/>
A. Compact discs, records, tapes and cassettes	\$		\$0 <input type="text"/>
B. Exchange transactions	\$		\$0 <input type="text"/>
C. Federal or public broadcasting sources	\$		\$0 <input type="text"/>
D. Fundraising related activities	\$		\$0 <input type="text"/>
E. ITV or educational radio outside the allowable scope of approved activities	\$		\$0 <input type="text"/>
F. Local productions	\$		\$0 <input type="text"/>
G. Program supplements	\$		\$0 <input type="text"/>
H. Programs that are nationally distributed	\$		\$0 <input type="text"/>
I. Promotional items	\$		\$0 <input type="text"/>
J. Regional organization allocations of program services	\$		\$0 <input type="text"/>
K. State PB agency allocations other than those allowed on line 3(b)	\$		\$0 <input type="text"/>
L. Services that would not need to be purchased if not donated	\$		\$0 <input type="text"/>

	2022 data	Donor Code	2023 data
M. Other	\$		\$0
6. Total in-kind contributions - services and other assets (line 4 plus line 5), forwards to Schedule F, line 1c. Must agree with in-kind contributions recognized as revenue in the AFS.	\$		\$0

Comments

Comment	Name	Date	Status
---------	------	------	--------

Schedule D
WXPB-FM (1595)
Philadelphia, PA

	2022 data	Donor Code	2023 data
1. Land (must be eligible as NFFS)	\$		\$0
2. Building (must be eligible as NFFS)	\$		\$0
3. Equipment (must be eligible as NFFS)	\$		\$0
4. Vehicle(s) (must be eligible as NFFS)	\$		\$0
5. Other (specify) (must be eligible as NFFS)	\$		\$0
6. Total in-kind contributions - property and equipment eligible as NFFS (sum of lines 1 through 5), forwards to Line 3b. of the Summary of Nonfederal Financial Support	\$		\$0
7. IN-KIND CONTRIBUTIONS INELIGIBLE AS NFFS	\$		\$0
a) Exchange transactions	\$		\$0
b) Federal or public broadcasting sources	\$		\$0
c) TV only—property and equipment that includes new facilities (land and structures), expansion of existing facilities and acquisition of new equipment	\$		\$0
d) Other (specify)	\$		\$0
8. Total in-kind contributions - property and equipment (line 6 plus line 7), forwards to Schedule F, line 1d. Must agree with in-kind contributions recognized as revenue in the AFS.	\$		\$0

Comments

Comment	Name	Date	Status
---------	------	------	--------

Schedule E
WXPB-FM (1595)
Philadelphia, PA

EXPENSES (Operating and non-operating)			
PROGRAM SERVICES			
		2022 data	2023 data
+	1. Programming and production	\$3,380,298	\$3,875,481
	A. Restricted Radio CSG	\$82,890	\$103,000
	B. Unrestricted Radio CSG	\$224,451	\$284,072
	C. Other CPB Funds	\$12,500	\$12,500
	D. All non-CPB Funds	\$3,060,457	\$3,475,909
+	2. Broadcasting and engineering	\$733,839	\$782,975
	A. Restricted Radio CSG	\$0	\$0
	B. Unrestricted Radio CSG	\$0	\$0
	C. Other CPB Funds	\$0	\$0
	D. All non-CPB Funds	\$733,839	\$782,975
+	3. Program information and promotion	\$1,774,234	\$2,131,605
	A. Restricted Radio CSG	\$0	\$0
	B. Unrestricted Radio CSG	\$0	\$0
	C. Other CPB Funds	\$0	\$0
	D. All non-CPB Funds	\$1,774,234	\$2,131,605
SUPPORT SERVICES			
		2022 data	2023 data
+	4. Management and general	\$1,299,374	\$1,197,835
	A. Restricted Radio CSG	\$0	\$0
	B. Unrestricted Radio CSG	\$0	\$0

PROGRAM SERVICES		2022 data	2023 data
	C. Other CPB Funds	\$0	\$0
	D. All non-CPB Funds	\$1,299,374	\$1,197,835
+	5. Fund raising and membership development	\$1,263,001	\$1,419,500
	A. Restricted Radio CSG	\$0	\$0
	B. Unrestricted Radio CSG	\$0	\$0
	C. Other CPB Funds	\$0	\$0
	D. All non-CPB Funds	\$1,263,001	\$1,419,500
+	6. Underwriting and grant solicitation	\$1,357,075	\$1,498,402
	A. Restricted Radio CSG	\$0	\$0
	B. Unrestricted Radio CSG	\$0	\$0
	C. Other CPB Funds	\$0	\$0
	D. All non-CPB Funds	\$1,357,075	\$1,498,402
+	7. Depreciation and amortization (if not allocated to functional categories in lines 1 through 6)	\$0	\$0
	A. Restricted Radio CSG	\$0	\$0
	B. Unrestricted Radio CSG	\$0	\$0
	C. Other CPB Funds	\$0	\$0
	D. All non-CPB Funds	\$0	\$0
+	8. Total Expenses (sum of lines 1 to 7) must agree with audited financial statements	\$9,807,821	\$10,905,798
	A. Total Restricted Radio CSG (sum of Lines 1.A, 2.A, 3.A, 4.A, 5.A, 6.A, 7.A)	\$82,890	\$103,000
	B. Total Unrestricted Radio CSG (sum of Lines 1.B, 2.B, 3.B, 4.B, 5.B, 6.B, 7.B)	\$224,451	\$284,072
	C. Total Other CPB Funds (sum of Lines 1.C, 2.C, 3.C, 4.C, 5.C, 6.C, 7.C)	\$12,500	\$12,500
	D. Total All non-CPB Funds (sum of Lines 1.D, 2.D, 3.D, 4.D, 5.D, 6.D, 7.D)	\$9,487,980	\$10,506,226

INVESTMENT IN CAPITAL ASSETS		2022 data	2023 data
Cost of capital assets purchased or donated			
	9. Total capital assets purchased or donated	\$469,853	\$41,252
	9a. Land and buildings	\$0	\$0
	9b. Equipment	\$469,853	\$41,252
	9c. All other	\$0	\$0
	10. Total expenses and investment in capital assets (Sum of lines 8 and 9)	\$10,277,674	\$10,947,050

Additional Information		2022 data	2023 data
(Lines 11 + 12 must equal line 8 and Lines 13 + 14 must equal line 9)			
	11. Total expenses (direct only)	\$9,546,423	\$10,600,189
	12. Total expenses (indirect and in-kind)	\$261,398	\$305,609
	13. Investment in capital assets (direct only)	\$469,853	\$41,252
	14. Investment in capital assets (indirect and in-kind)	\$0	\$0


Comments

Comment	Name	Date	Status
---------	------	------	--------

Schedule F
WXPB-FM (1595)
Philadelphia, PA

		2023 data
1. Data from AFR		
a. Schedule A, Line 22		\$11,046,603
b. Schedule B, Line 5		\$305,609
c. Schedule C, Line 6		\$0
d. Schedule D, Line 8		\$0

e. Total from AFR

\$11,352,212 





Choose Reporting Model

You **must** choose one of the three reporting models in order to complete Schedule F. After making your selection, click the "Choose" button below, which will display your reporting model. When changing to a different reporting model all data entered in the current reporting model will be lost.

- FASB GASB Model A proprietary enterprise-fund financial statements with business-type activities only GASB Model B public broadcasting entity-wide statements with mixed governmental and business-type activities


2023 data

2. FASB

a. Total support and revenue - without donor restrictions	\$11,381,306 
b. Total support and revenue - with donor restrictions	\$-29,094 
c. Total support and revenue - other	\$0 
d. Total from AFS, lines 2a-2c	\$11,352,212 

Reconciliation

2023 data

3. Difference (line 1 minus line 2)	\$0 
4. If the amount on line 3 is not equal to \$0, click the "Add" button and list the reconciling items.	\$0 

Comments

Comment	Name	Date	Status
---------	------	------	--------